

	<h1>GRADE 5 KNOWLEDGE SHARPE</h1>
---	---

The Grade Five Acting examination is aimed at children aged 14+. If you are younger than 14 you may need some extra help to complete this section.

Knowledge counts for 20% of your final Examination mark. This takes place at the end of the exam after your performance. You will sit down with the examiner to answer the questions below.

Have a go at answering these questions and write your answers down. Answer these questions in detail using your own imagination and opinions. You are not allowed any notes in the examination room so will need to rehearse the answers and know them off by heart. You may need to use an additional piece of paper to make your notes.

[See overleaf for some additional help](#)

1) How is your character **feeling** in the scene and how do they **react** to the situations?

Monologue 1	Monologue 2
-------------	-------------

2) The **reasons for your physical characterisation** in response to each text and each of the characters situations ?

Monologue 1	Monologue 2
-------------	-------------

3) The reasons for the chosen **staging using technical** terminology of the working stage areas?

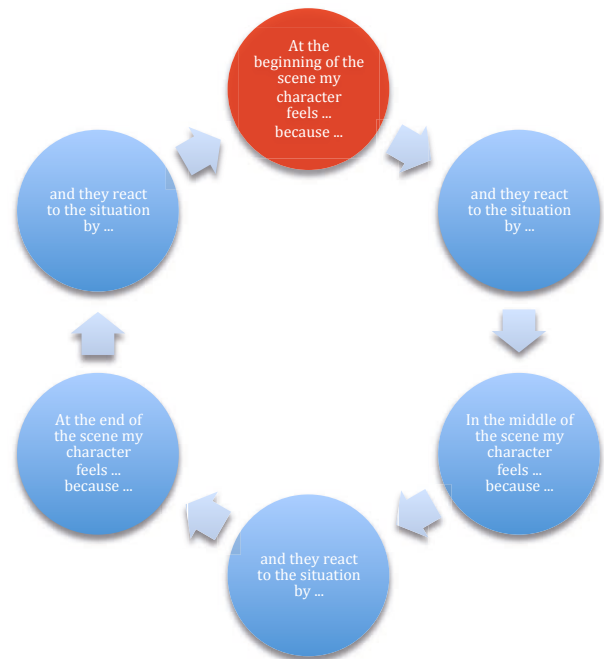
Monologue 1	Monologue 2
-------------	-------------

## TOP TIPS:

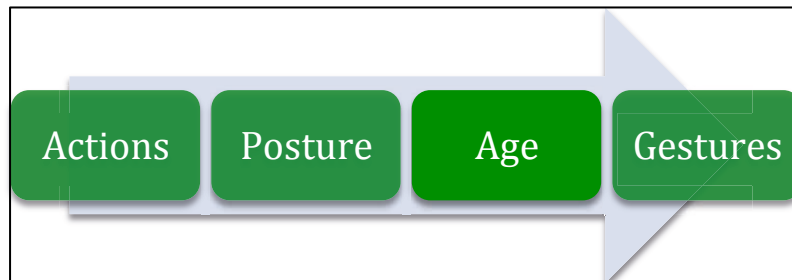
In **feelings & reactions** you should follow this structure when answering:

**EXAMPLE (Vicious Circle - Laura):** How does your character feel in this scene and how do they react to the situation? Laura feels calm at the start of the scene as she talks about her best friend Amy to her new cellmate. She reacts by standing up and recalling the story about how she came to be in the detention centre. In the middle of the scene Laura feels angry as she recreates the murder of Amy. She reacts by demonstrating how she drowned Amy in the river. At the end of the scene Laura feels curious as she waits for a reaction from her cellmate Holly. She reacts by threatening Holly telling her they best be friends as it wouldn't be good for her if she wasn't.

Always use different feeling words for each scene. You should also be able to speak about your feelings and reactions separately. Without linking them together as the official question does.

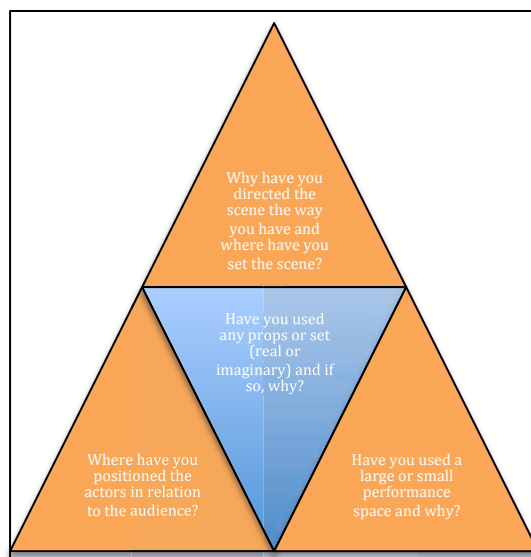


In **physical characterization & situation** think about the following:



**EXAMPLE (Reserved)** The **reasons for your physical characterisation in response to each text and each of the characters**

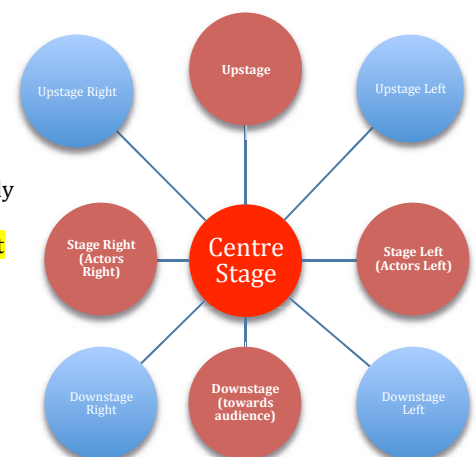
**situations?** The waiter works in a very posh restaurant so I imagined him to be a university aged man with good posture and a posh voice. I imagined as he lost his temper his posture would drop and he would become more animated. As the scene progresses I wanted his gestures to build to show how angry he was.



I decided to set this scene in a busy restaurant with a table for two people in the centre of the stage. I tried to show the waiter going about his daily routine looking after a selection of tables.

## In the Working Stage Areas question

I used two chairs **centre stage** to clearly show the audience where the table was positioned and also to give a good idea where the lady was sitting. I used a **large performance space** as I imagine this to be a large restaurant and acted as if I had tables to attend to **both stage left and stage right**. When speaking to the lady I placed the waiter directly **upstage** of the table facing towards the audience so his actions and facial expressions could be clearly



seen. The waiter continues to gesture towards a table downstage left as he tries to get the lady to move. As the waiter gets annoyed he crosses **downstage** to storm off **downstage right** before heading back to the centre.